


Urine Specimen Collection (First Catch) for the Xpert CT/NG and Xpert TV Assays

Direct patient to provide first-catch urine (20-50mL) into a urine collection cup free of any preservatives.


Note: Prior to urine specimen collection, the patient should not have urinated for at least 1 hour and should not have cleansed the genital area (female patient) or the tip of the penis (male patient).



1

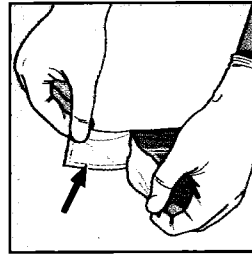
The Xpert® Urine Specimen Collection kit contains

- A** Large, disposable transfer pipette
- B** Urine Transport Reagent tube (Yellow cap)



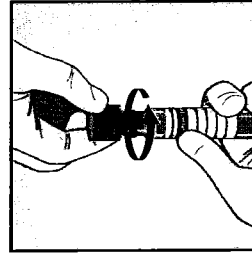
2

Open the package of disposable transfer pipette provided in the kit.




3

Remove the yellow cap from the transport tube.



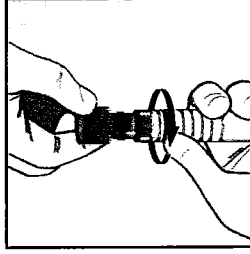
4

Mix specimen well. Transfer approximately 7mL of urine into the transport tube, using the disposable transfer pipette. Note the black dashed line on the transport tube label and fill to the line for the correct fill volume.



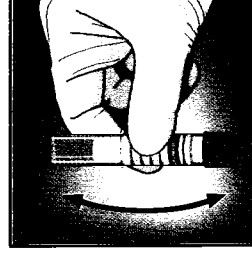
5

Replace the yellow cap on the transport tube and tighten securely.



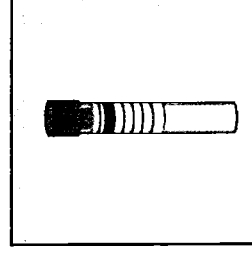
6

Invert the transport tube 3-4 times to ensure that the specimen and reagent are well mixed.



7

Label the transport tube with the sample identification information, including date of the collection, as required. Do not obscure the black dashed fill line on the Xpert Urine Transport Reagent tube.



8